


Statement Showing Shareholding Pattern

| Category code | Category of Shareholder | Table (I)(a) | | | | | | Shares Pledged or otherwise encumbered | |
|---------------|---|------------------------|------------------------|--|---------------------------------------|----------------------------|------------------|--|-------------|
| | | Number of Shareholders | Total number of shares | Number of shares held in dematerialized form | As a percentage of (A+B) ¹ | As a percentage of (A+B+C) | Number of shares | As a percentage = (VIII)/(IV)* | |
| (I) | (II) | (III) | (IV) | (V) | (VI) | (VII) | (VIII) | (IX) | |
| (A) | Shareholding of Promoter and Promoter Group ² | | | | | | | | |
| 1 | Indian | | | | | | | | |
| (a) | Individuals/ Hindu Undivided Family | 8 | 5317337 | 5317337 | 60.37 | 60.37 | 0 | 0.00 | 0.00 |
| (b) | Central Government/ State Government(s) | 0 | 0 | 0 | 0.00 | 0.00 | 0 | 0.00 | 0.00 |
| (c) | Bodies Corporate | 1 | 558929 | 558929 | 6.35 | 6.35 | 0 | 0.00 | 0.00 |
| (d) | Financial Institutions/ Banks | 0 | 0 | 0 | 0.00 | 0.00 | 0 | 0.00 | 0.00 |
| (e) | Any Others(Specify) | 0 | 0 | 0 | 0.00 | 0.00 | 0 | 0.00 | 0.00 |
| (e-i) | | | | | | | | | |
| (e-ii) | | | | | | | | | |
| | Sub Total(A)(1) | 9 | 5876266 | 5876266 | 66.72 | 66.72 | 0 | 0.00 | 0.00 |
| 2 | Foreign | | | | | | | | |
| a | Individuals (Non-Residents Individuals/Foreign Individuals) | 0 | 0 | 0 | 0.00 | 0.00 | 0 | 0.00 | 0.00 |
| b | Bodies Corporate | 0 | 0 | 0 | 0.00 | 0.00 | 0 | 0.00 | 0.00 |
| c | Institutions | 0 | 0 | 0 | 0.00 | 0.00 | 0 | 0.00 | 0.00 |
| d | Qualified Foreign Investor | 0 | 0 | 0 | 0.00 | 0.00 | 0 | 0.00 | 0.00 |
| e | Any Others(Specify) | | | | | | | | |
| e-i | | | | | | | | | |
| e-ii | | | | | | | | | |
| | Sub Total(A)(2) | 0 | 0 | 0 | 0.00 | 0.00 | 0 | 0.00 | 0.00 |
| | Total Shareholding of Promoter and Promoter Group (A)= (A)(1)+(A)(2) | 9 | 5876266 | 5876266 | 66.72 | 66.72 | 0 | 0.00 | 0.00 |

Sr. No. NOTES

1
2
3
4
5
6
7
8
9


NIL




Introductory Sub-table (D)(a)

Name of the Company: SALORA INTERNATIONAL LTD.
 Scrip Code, Name of the scrip, class of security: 500370, SALORAINTL, EQUITY SHARES
 Quarter ended: 30th June, 2014

| Partly paid-up shares:- | No. of partly paid-up shares | As a % of total no. of partly paid-up shares | As a % of total no. of shares of the Company |
|--|-------------------------------|---|--|
| Held by Promoter/ Promoter Group | NIL | NIL | NIL |
| Held by Public | NIL | NIL | NIL |
| Total | NIL | NIL | NIL |
| Outstanding convertible securities:- | No. of outstanding securities | As a % of total no. of outstanding convertible securities | As a % of total no. of shares of the Company, assuming full conversion of the convertible securities |
| Held by Promoter/ Promoter Group | NIL | NIL | NIL |
| Held by Public | NIL | NIL | NIL |
| Total | NIL | NIL | NIL |
| Warrants:- | No. of warrants | As a % of total no. of warrant | As a % of total no. of shares of the Company, assuming full conversion of Warrants |
| Held by Promoter/ Promoter Group | NIL | NIL | NIL |
| Held by Public | NIL | NIL | NIL |
| Total | NIL | NIL | NIL |
| Total paid-up capital of the Company, assuming full conversion of warrants and convertible securities | N.A | | |




| (D)(c)(i) Statement showing holding of securities (including shares, warrants, convertible securities) of persons belonging to the category "Public" and holding more than 1% of the total number of shares | | | | | | | | | |
|--|--|-----------------------|--|-------------------------|---|---------------------------------------|--|-------------|---|
| Sr. No. | Name of the shareholder | Number of shares held | Shares as a percentage of total number of shares {i.e., Grand Total (A)+(B)+(C) indicated in Statement at para (D)(a) above} | Details of warrants | | | Details of convertible securities | | Total shares (including shares assuming full conversion of warrants and convertible securities) as a % of diluted share capital |
| | | | | Number of warrants held | As a % total number of warrants of the same class | Number of convertible securities held | % w.r.t total number of convertible securities of the same class | | |
| 1 | JM FINANCIAL SERVICES LTD. | 185799 | 2.11 | 0.00 | 0.00 | 0.00 | 0.00 | 0.00 | 0.00 |
| 2 | DARSHAN FINANCIAL SERVICES PVT. LTD. | 146629 | 1.66 | 0.00 | 0.00 | 0.00 | 0.00 | 0.00 | 0.00 |
| 3 | NEW MILLENIUM TECHNOLOGY MANAGEMENT LTD. | 119146 | 1.35 | 0.00 | 0.00 | 0.00 | 0.00 | 0.00 | 0.00 |
| 4 | ATRUN FISCAL PVT. LTD | 111504 | 1.27 | 0.00 | 0.00 | 0.00 | 0.00 | 0.00 | 0.00 |
| 5 | GLOBE FINCAP LTD. | 103847 | 1.18 | 0.00 | 0.00 | 0.00 | 0.00 | 0.00 | 0.00 |
| 6 | RAVIRAJ DEVELOPERS LTD. | 98553 | 1.12 | 0.00 | 0.00 | 0.00 | 0.00 | 0.00 | 0.00 |
| 7 | ANUJ SANTOSH KUMAR GANERIWAL | 92846 | 1.05 | | | | | | |
| TOTAL | | 858324 | 9.74 | 0.00 | 0.00 | 0.00 | 0.00 | 0.00 | 0.00 |




(D)(d) Statement showing details of locked-in shares

| Sr. No. | Name of the shareholder | Number of locked-in shares | Locked-in shares as a percentage of total number of shares {i.e., Grand Total (A)+(B)+(C) indicated in Statement at para (D)(a) above} |
|---------------|-------------------------|----------------------------|--|
| 1 | | | 0.00 |
| 2 | | | 0.00 |
| 3 | | | 0.00 |
| 4 | | | 0.00 |
| 5 | | | 0.00 |
| 6 | | | 0.00 |
| 7 | | | 0.00 |
| 8 | | | 0.00 |
| 9 | | | 0.00 |
| TOTAL: | | | 0.00 |



(II)(a) Statement showing details of Depository Receipts (DRs)

| Sr. No. | Type of outstanding DR (ADRs, GDRs, SDRs, etc.) | Number of outstanding DRs | Number of shares underlying outstanding DRs | Shares underlying outstanding DRs as a percentage of total number of shares {i.e., Grand Total (A)+(B)+(C) indicated in Statement at para (I)(a) above} |
|--------------|---|---------------------------|---|---|
| 1 | | 0 | 0 | 0.00 |
| TOTAL | | 0 | 0 | 0.00 |



(II)(b) Statement showing holding of Depository Receipts (DRs), where underlying shares held by "promoter/promoter group" are in excess of 1% of the total number of shares

| Sr. No. | Name of the DR Holder | Type of outstanding DR (ADRs, GDRs, SDRs, etc.) | Number of shares underlying outstanding DRs | Shares underlying outstanding DRs as a percentage of total number of shares {i.e., Grand Total (A)+(B)+(C) indicated in Statement at para (I)(a) above} |
|--------------|-----------------------|---|---|---|
| 1 | | 0 | 0 | |
| TOTAL | | | 0 | |

