

Statement Showing Shareholding Pattern



Category code	Category of Shareholder	Number of Shareholders	Table (I)(a)			Total shareholding as a percentage of total number of shares		Shares Pledged or otherwise encumbered	
			Total number of shares	Number of shares held in dematerialized form	As a percentage of (A+B) ¹	As a percentage of (A+B+C)	Number of shares	As a percentage	
(I)	(II)	(III)	(IV)	(V)	(VI)	(VII)	(VIII)	(IX)= (VIII)/(IV)*100	
(A)	Shareholding of Promoter and Promoter Group ²								
1	Indian								
(a)	Individuals/ Hindu Undivided Family	8	5317337	5317337	60.37	60.37	0	0.00	
(b)	Central Government/ State Government(s)	0	0	0	0.00	0.00	0	0.00	
(c)	Bodies Corporate	1	558929	558929	6.35	6.35	0	0.00	
(d)	Financial Institutions/ Banks	0	0	0	0.00	0.00	0	0.00	
(e)	Any Others(Specify)	0	0	0	0.00	0.00	0	0.00	
(e-i)									
(e-ii)									
	Sub Total(A)(1)	9	5876266	5876266	66.72	66.72	0	0.00	
2	Foreign								
a	Individuals (Non-Residents Individuals/Foreign Individuals)	0	0	0	0.00	0.00	0	0.00	
b	Bodies Corporate	0	0	0	0.00	0.00	0	0.00	
c	Institutions	0	0	0	0.00	0.00	0	0.00	
d	Qualified Foreign Investor	0	0	0	0.00	0.00	0	0.00	
e	Any Others(Specify)								
e-i									
e-ii									
	Sub Total(A)(2)	0	0	0	0.00	0.00	0	0.00	
	Total Shareholding of Promoter and Promoter Group (A)= (A)(1)+(A)(2)	9	5876266	5876266	66.72	66.72	0	0.00	



Public shareholding										
I Institutions										
(a)	Mutual Funds/ UTI	1	400	0	0.01	0.01	0	0	0.00	0.00
(b)	Financial Institutions / Banks	1	100	0	0.00	0.00	0	0	0.00	0.00
(c)	Central Government/ State Government(s)	0	0	0	0.00	0.00	0	0	0.00	0.00
(d)	Venture Capital Funds	0	0	0	0.00	0.00	0	0	0.00	0.00
(e)	Insurance Companies	0	0	0	0.00	0.00	0	0	0.00	0.00
(f)	Foreign Institutional Investors	2	200	0	0.00	0.00	0	0	0.00	0.00
(g)	Foreign Venture Capital Investors	0	0	0	0.00	0.00	0	0	0.00	0.00
(h)	Qualified Foreign Investor	0	0	0	0.00	0.00	0	0	0.00	0.00
(i)	Any Other (specify)									
(i-i)										
(i-ii)										
	Sub-Total (B)(1)	4	700	0	0.01	0.01	0	0	0.00	0.00
B 2 Non-institutions										
(a)	Bodies Corporate									
(b)	Individuals	177	1039745	1034644	11.81	11.81	0	0	0.00	0.00
	i. Individual shareholders holding nominal share capital up to Rs 1 lakh	4861	1242861	1078676	14.11	14.11	0	0	0.00	0.00
	ii. Individual shareholders holding nominal share capital in excess of Rs. 1 lakh.	16	516274	516274	5.86	5.86	0	0	0.00	0.00
(c)	Qualified Foreign Investor	0	0	0	0.00	0.00	0	0	0.00	0.00
(d)	Any Other (specify) (NRI)	35	37938	37938	0.43	0.43	0	0	0.00	0.00
(d-i)	Clearing House / Public Trusts	2	2400	2400	0.03	0.03	0	0	0.00	0.00
(d-ii)	Corporate Bodies (OCB)	1	175	175	0.00	0.00	0	0	0.00	0.00
(d-iii)	Hindu Undivided Family	127	89597	89597	1.02	1.02	0	0	0.00	0.00
(d-iv)	Clearing Members / House	6	1344	1344	0.02	0.02	0	0	0.00	0.00
	Sub-Total (B)(2)	5225	2930334	2761048	33.27	33.27	0	0	0.00	0.00
(B)	Total Public Shareholding (B)= (B)(1)+(B)(2)	5229	2931034	2761048	33.28	33.28	0	0	0.00	0.00
	TOTAL (A)+(B)	5238	8807300	8637314	100.00	100.00	0	0	0.00	0.00
(C) Shares held by Custodians and against which Depository Receipts have been issued										
1	Promoter and Promoter Group	0	0	0	0.00	0.00	0	0	0.00	0.00
2	Public	0	0	0	0.00	0.00	0	0	0.00	0.00
	Sub-Total (C)	0	0	0	0	0	0	0	0.00	0.00
	GRAND TOTAL (A)+(B)+(C)	5238	8807300	8637314	100.00	100.00	0	0	0.00	0.00

Sr. No. NOTES

1
2
3
4
5
6
7
8
9


NIL



Introductory Sub-table (I)(a)

Name of the Company: SALORA INTERNATIONAL LTD.
 Scrip Code, Name of the scrip, class of security: 500370, SALORAINTL, EQUITY SHARES
 Quarter ended: 30th September, 2014

Partly paid-up shares:-	No. of partly paid-up shares	As a % of total no. of partly paid-up shares	As a % of total no. of shares of the Company
Held by Promoter/ Promoter Group	NIL	NIL	NIL
Held by Public	NIL	NIL	NIL
Total	NIL	NIL	NIL
Outstanding convertible securities:-	No. of outstanding securities	As a % of total no. of outstanding convertible securities	As a % of total no. of shares of the Company, assuming full conversion of the convertible securities
Held by Promoter/ Promoter Group	NIL	NIL	NIL
Held by Public	NIL	NIL	NIL
Total	NIL	NIL	NIL
Warrants:-	No. of warrants	As a % of total no. of warrant	As a % of total no. of shares of the Company, assuming full conversion of Warrants
Held by Promoter/ Promoter Group	NIL	NIL	NIL
Held by Public	NIL	NIL	NIL
Total	NIL	NIL	NIL
Total paid-up capital of the Company, assuming full conversion of warrants and convertible securities	N.A		




(D)(c)(i) Statement showing holding of securities (including shares, warrants, convertible securities) of persons belonging to the category "Public" and holding more than 1% of the total number of shares									
Sr. No.	Name of the shareholder	Number of shares held	Shares as a percentage of total number of shares {i.e., Grand Total (A)+(B)+(C) indicated in Statement at para (D)(a) above}	Details of warrants		Details of convertible securities		Total shares (including underlying shares assuming full conversion of warrants and convertible securities) as a % of diluted share capital	
				Number of warrants held	As a % total number of warrants of the same class	Number of convertible securities held	% w.r.t total number of convertible securities of the same class		
1	DARSHAN FINANCIAL SERVICES PVT. LTD.	190248	2.16	0.00	0.00	0.00	0.00	0.00	
2	IL AND FS SECURITIES SERVICES LTD.	137239	1.56	0.00	0.00	0.00	0.00	0.00	
3	RAVIRAJ DEVELOPERS LTD.	156434	1.55	0.00	0.00	0.00	0.00	0.00	
4	NEW MILLENIUM TECHNOLOGY MANAGEMENT LTD.	119646	1.36	0.00	0.00	0.00	0.00	0.00	
5	ATRUN FISCAL PVT. LTD	119394	1.35	0.00	0.00	0.00	0.00	0.00	
6	GLOBE FINCAP LTD.	103847	1.18	0.00	0.00	0.00	0.00	0.00	
7	ANUJ SANTOSH KUMAR GANERIWAL	92846	1.05						
TOTAL		899654	10.21	0.00	0.00	0.00	0.00	0.00	




(D)(c)(ii) Statement showing holding of securities (including shares, warrants, convertible securities) of persons (together with PAC) belonging to the category "Public" and holding more than 5% of the total number of shares of the company

Sr. No.	Name(s) of the shareholder(s) and the Persons Acting in Concert (PAC) with them	Number of shares	Shares as a percentage of total number of shares {i.e., Grand Total (A)+(B)+(C) indicated in Statement at para (D)(a) above}	Details of warrants		Details of convertible securities		Total shares (including underlying shares assuming full conversion of warrants and convertible securities) as a % of diluted share capital
				Number of warrants	As a % total number of warrants of the same class	Number of convertible securities held	% w.r.t total number of convertible securities of the same class	
1		0.00	0.00		0.00		0.00	
2		0.00	0.00		0.00		0.00	
3		0.00	0.00		0.00		0.00	
4		0.00	0.00		0.00		0.00	
5		0.00	0.00		0.00		0.00	
6		0.00	0.00		0.00		0.00	
7		0.00	0.00		0.00		0.00	
8		0.00	0.00		0.00		0.00	
9		0.00	0.00		0.00		0.00	
10		0.00	0.00		0.00		0.00	
TOTAL		0		0		0		




(D)(d) Statement showing details of locked-in shares

Sr. No.	Name of the shareholder	Number of locked-in shares	Locked-in shares as a percentage of total number of shares {i.e., Grand Total (A)+(B)+(C) indicated in Statement at para (I)(a) above}
1			0.00
2			0.00
3			0.00
4			0.00
5			0.00
6			0.00
7			0.00
8			0.00
9			0.00
TOTAL:			0.00



(II)(a) Statement showing details of Depository Receipts (DRs)

Sr. No.	Type of outstanding DR (ADRs, GDRs, SDRs, etc.)	Number of outstanding DRs	Number of shares underlying outstanding DRs	Shares underlying outstanding DRs as a percentage of total number of shares {i.e., Grand Total (A)+(B)+(C) indicated in Statement at para (I)(a) above}
1		0	0	0.00
TOTAL		0	0	0.00



(II)(b) Statement showing holding of Depository Receipts (DRs), where underlying shares held by "promoter/promoter group" are in excess of 1% of the total number of shares

Sr. No.	Name of the DR Holder	Type of outstanding DR (ADRs, GDRs, SDRs, etc.)	Number of shares underlying outstanding DRs	Shares underlying outstanding DRs as a percentage of total number of shares {i.e., Grand Total (A)+(B)+(C) indicated in Statement at para (I)(a) above}
1		0	0	0.00
TOTAL			0	0.00

